

R Course

Introduction to the statistical analysis of medical data with R

Learn how to:



Manage and manipulate data sets with tools like `dplyr`.



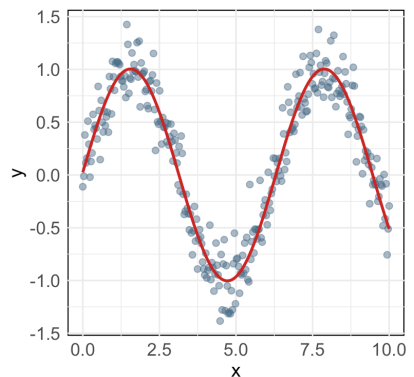
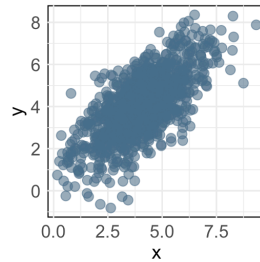
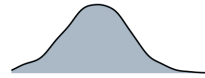
Summarize and describe data using descriptive statistics.



Create clear and compelling visualizations with `ggplot2`.



Apply these skills using data examples.



Institute for Medical Biometry and Statistics (IMBS)

Philipps University Marburg
Hans-Meerwein-Straße 6
35043 Marburg



imbs@uni-marburg.de

